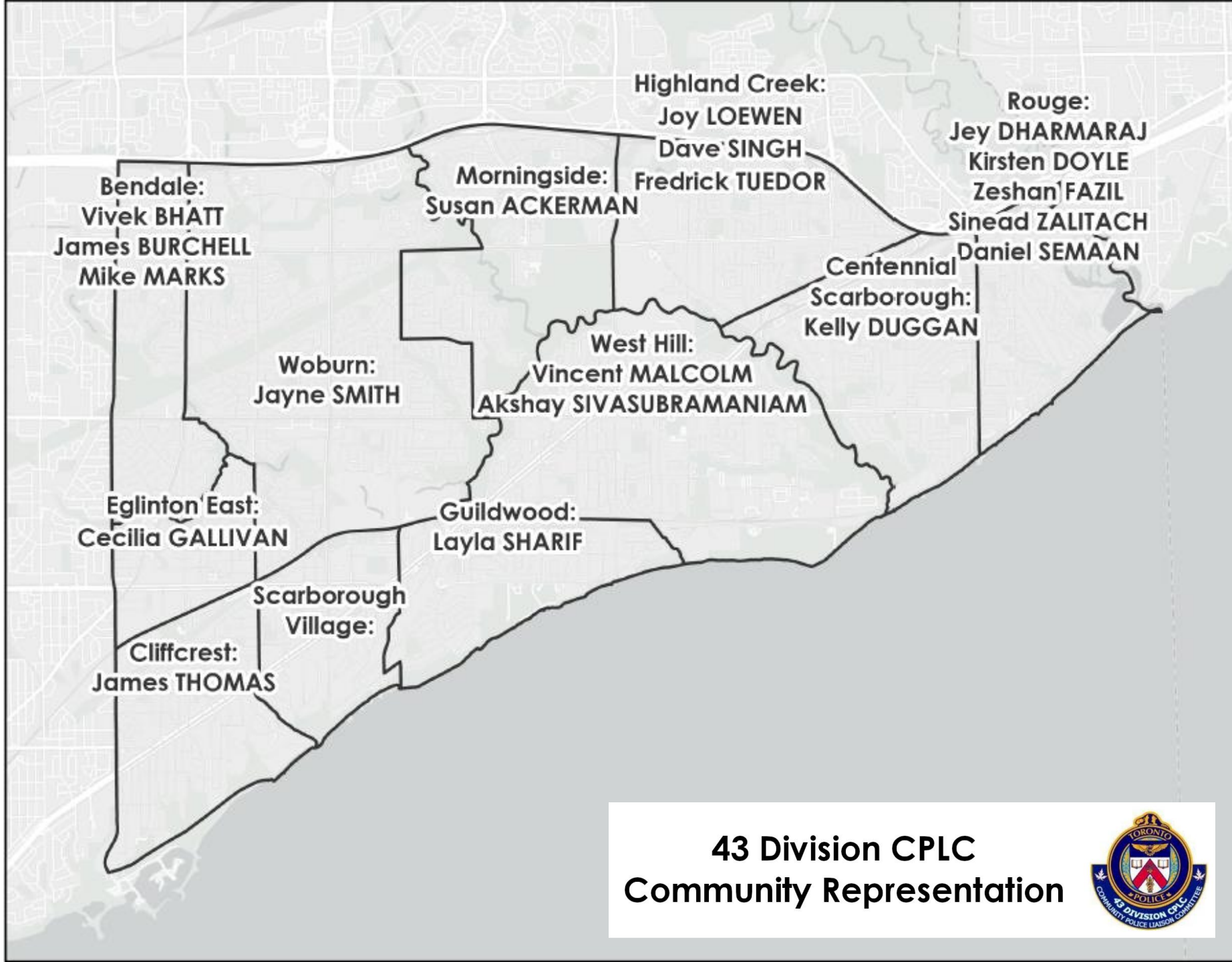




# 43 Division CPLC

September 8<sup>th</sup>, 2022



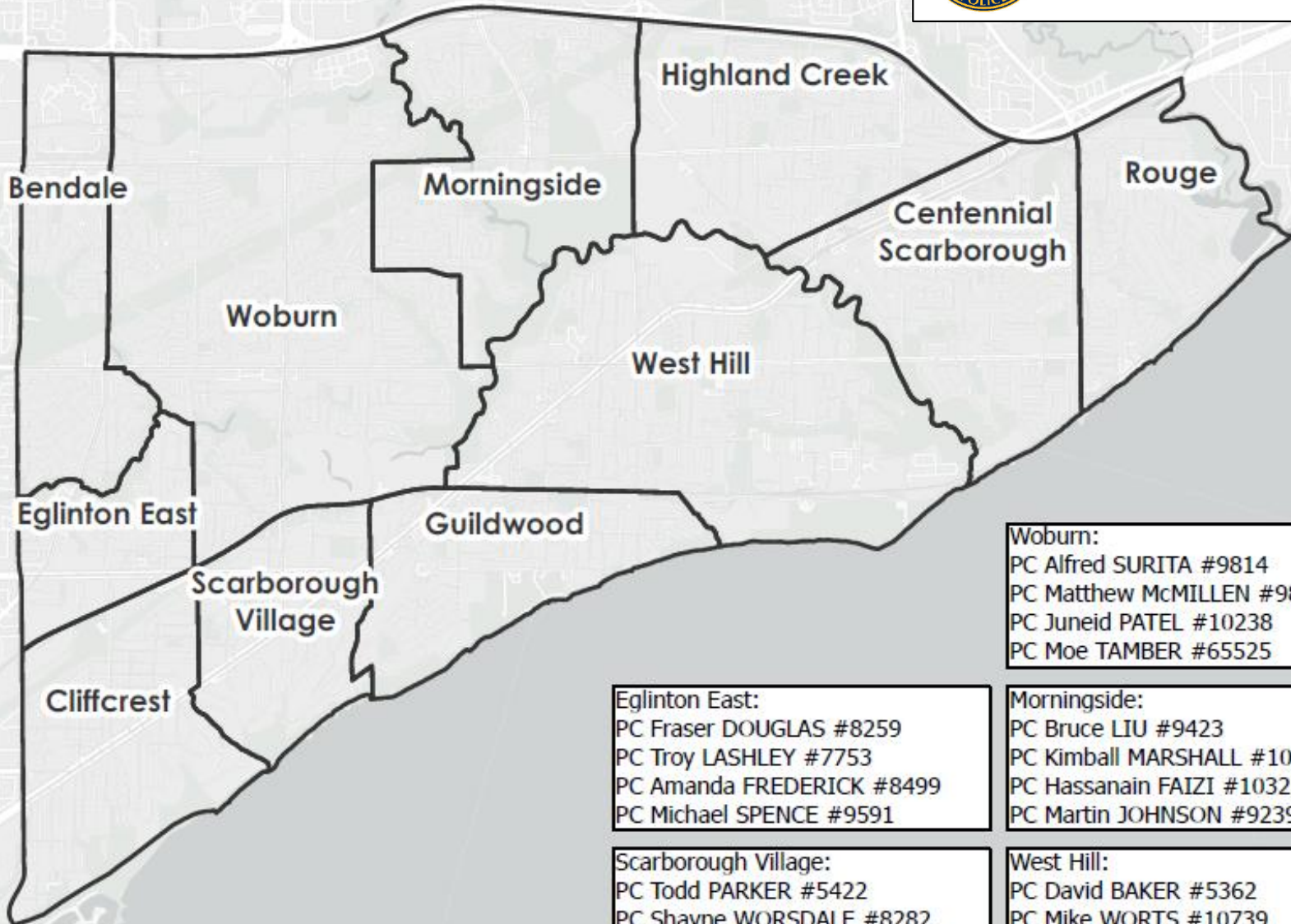


**43 Division CPLC  
Community Representation**





**43 Division  
Neighbourhood Officers**



**Woburn:**  
PC Alfred SURITA #9814  
PC Matthew McMILLEN #9805  
PC Juneid PATEL #10238  
PC Moe TAMBER #65525

**Eglinton East:**  
PC Fraser DOUGLAS #8259  
PC Troy LASHLEY #7753  
PC Amanda FREDERICK #8499  
PC Michael SPENCE #9591

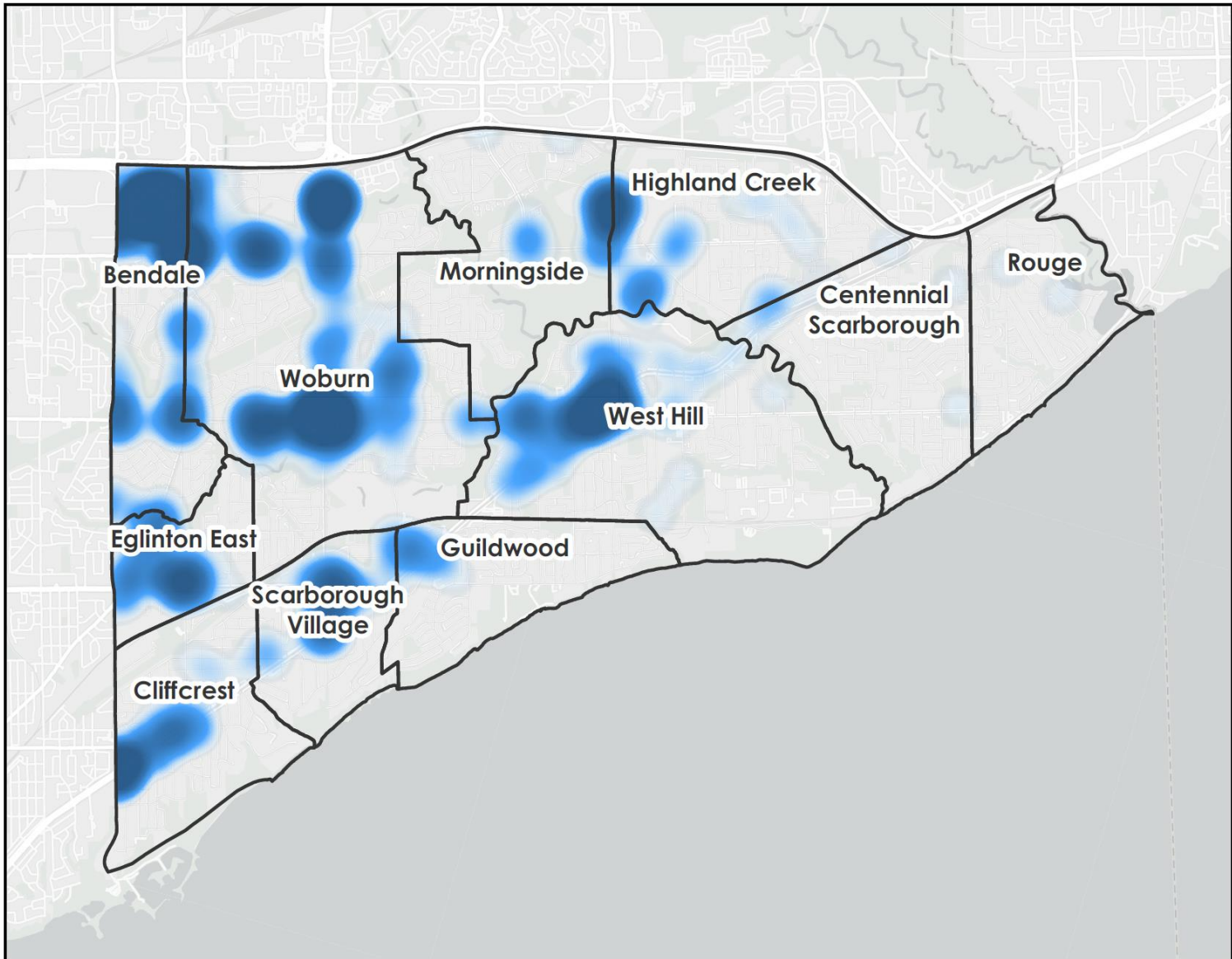
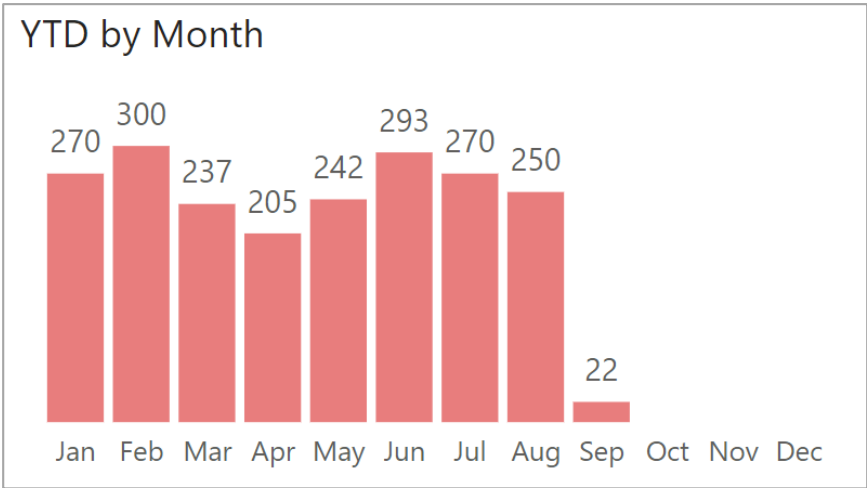
**Morningside:**  
PC Bruce LIU #9423  
PC Kimball MARSHALL #10606  
PC Hassanain FAIZI #10321  
PC Martin JOHNSON #9239

**Scarborough Village:**  
PC Todd PARKER #5422  
PC Shayne WORSDALE #8282  
PC Michael ROBERTSON #10177  
PC Kevin TAYLOR #8364

**West Hill:**  
PC David BAKER #5362  
PC Mike WORTS #10739  
PC Jamieson BELL #10228  
PC Marcin TOMASZEWSKI #9202

# Collisions

- There was 250 motor vehicle collisions during the month of August (zero fatalities).
- Notable hotspots include; Kingston Rd in the areas of Lawrence Ave E and Markham Rd, and McCowan Rd, Lawrence Ave E between Markham Rd and Brimley Rd, Eglinton Ave E./Danforth Rd, Markham Rd/Ellesmere Rd, and the area of the Scarborough Town Centre.
- Events occurred most often between 11:00 and 19:00, with no notable day of week trend.



## 43 Division Collisions August 2022



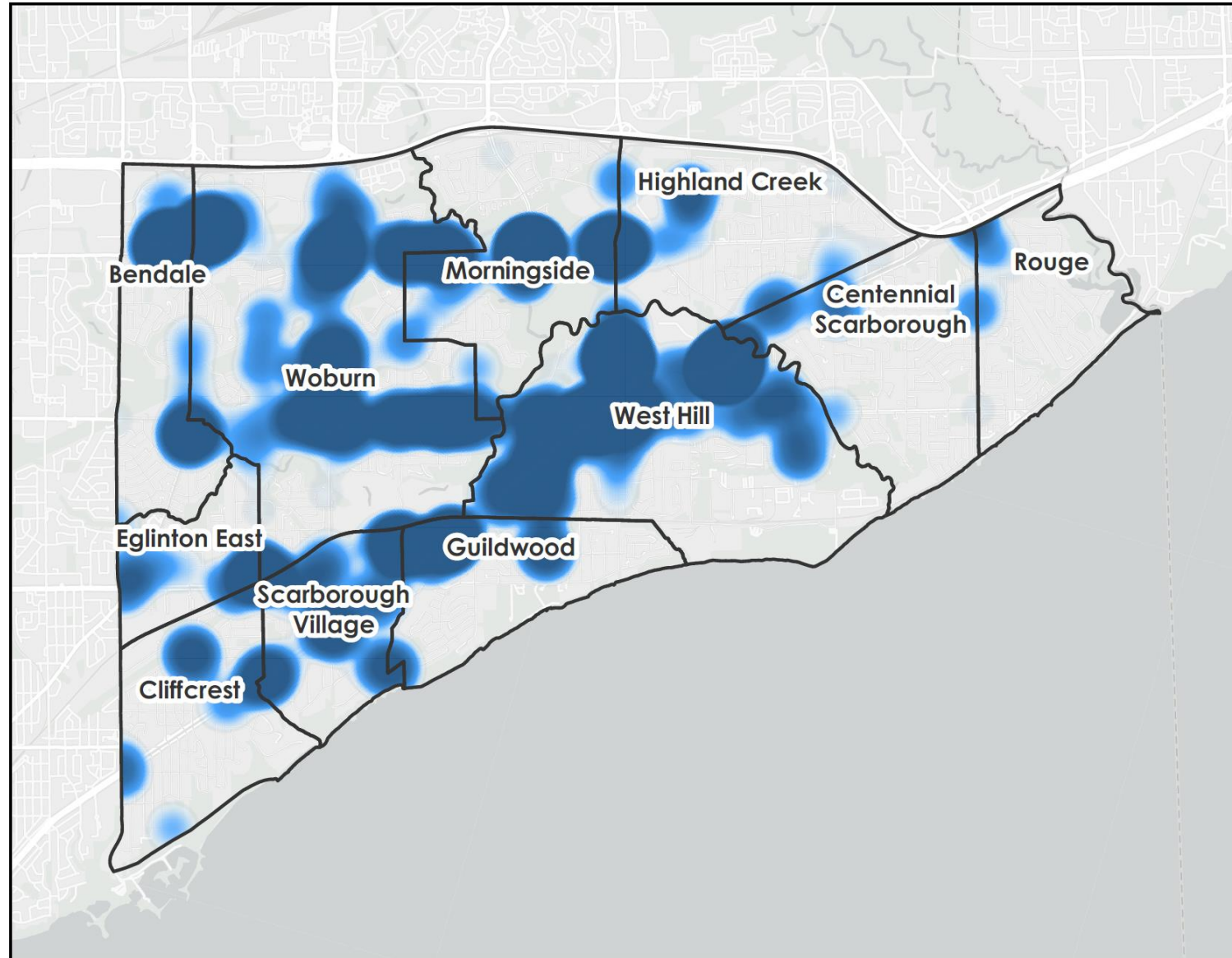
Data Source: TPS Reporting Database  
Projection: NAD1927 UTM Zone 17  
Date Prepared: 2022-09-07

Copyright ©2019 Toronto Police Service.  
All Rights Reserved.  
Prepared by: D.C.A. Kailin Campbell #84198

# Enforcement

- There was notable enforcement along Lawrence Ave E, Ellesmere Rd, Markham Rd, Eglinton Ave E, and Kingston Rd.
- The majority of tickets were issued between 07:00 and 12:00.
- Aggressive Driving tickets account for 29% of all tickets issued.
- Speeding tickets account for 19% of all tickets issued.
- The service is currently executing a Back to School Traffic Safety Campaign targeting Vision Zero offences.

Offence	Count
Other HTA	310
Aggressive Driving	242
Speeding	158
Other CAIA	91
Distracted Driving	39



## 43 Division Enforcement August 2022

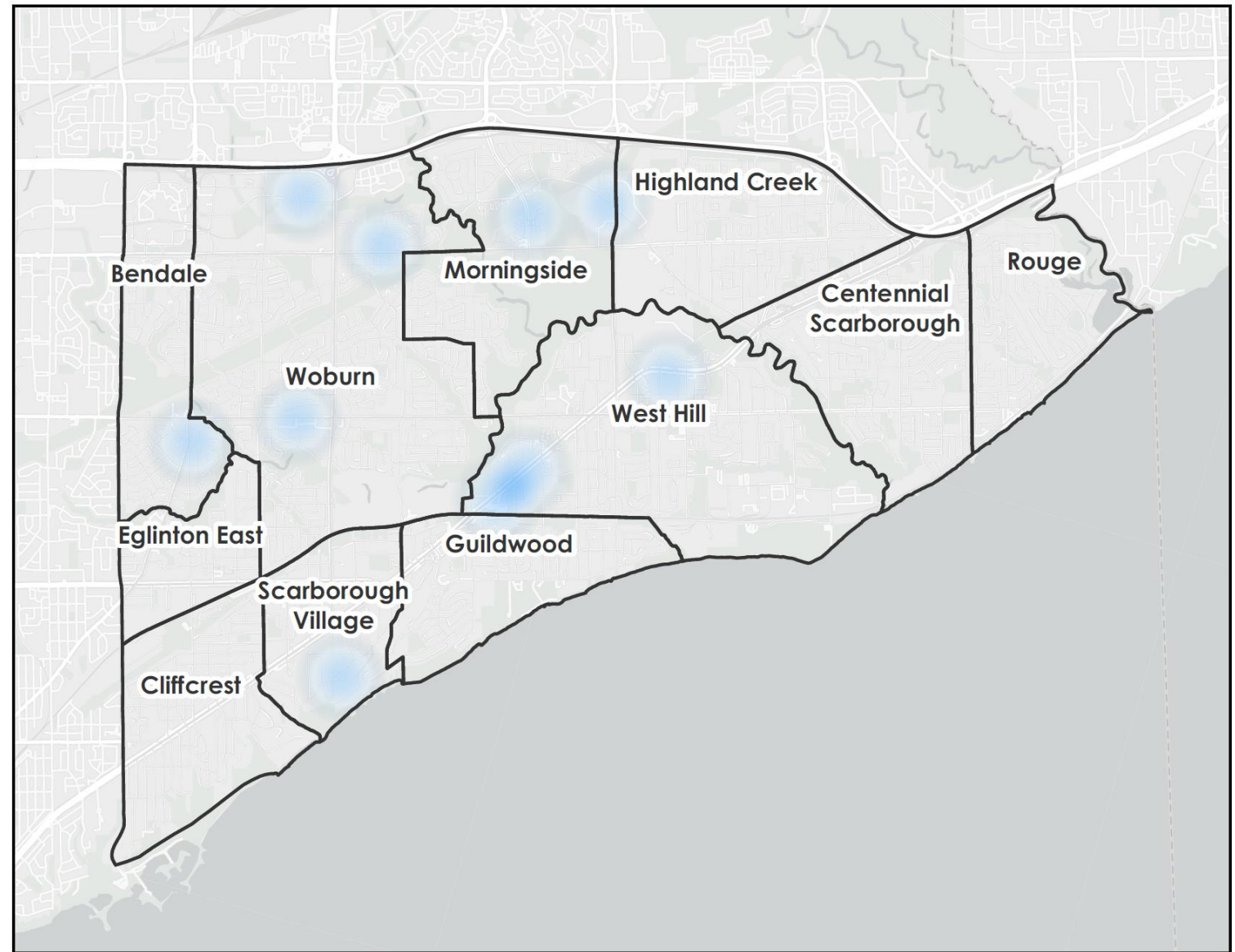
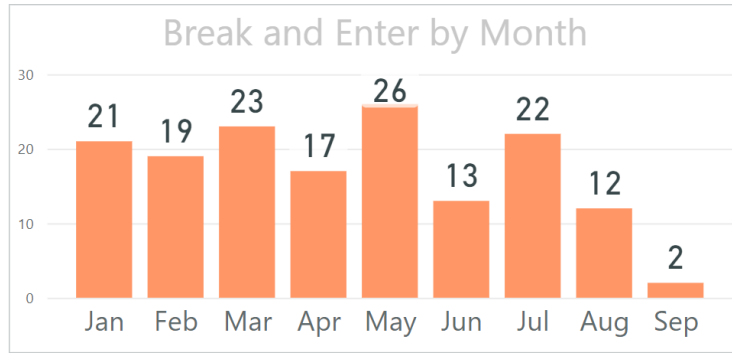
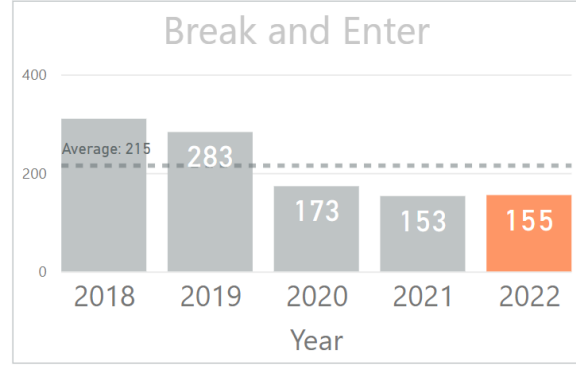


Data Source: TPS Reporting Database  
Projection: NAD1927 UTM Zone 17  
Date Prepared: 2022-09-07

Copyright ©2019 Toronto Police Service.  
All Rights Reserved.  
Prepared by: D.C.A. Kailin Campbell #84198

# Break & Enters

- Occurrences were located sporadically throughout the division, with several break & enters throughout Woburn, Morningside, and West Hill.
- 58% of Break and Enters were into residential premises (apartments & houses). The majority of these occurrences involve landlord/tenant eviction disputes or garage entries.
- Reminder to keep all residence points of entry locked, including garages and sheds.



## 43 Division Break & Enter August 2022

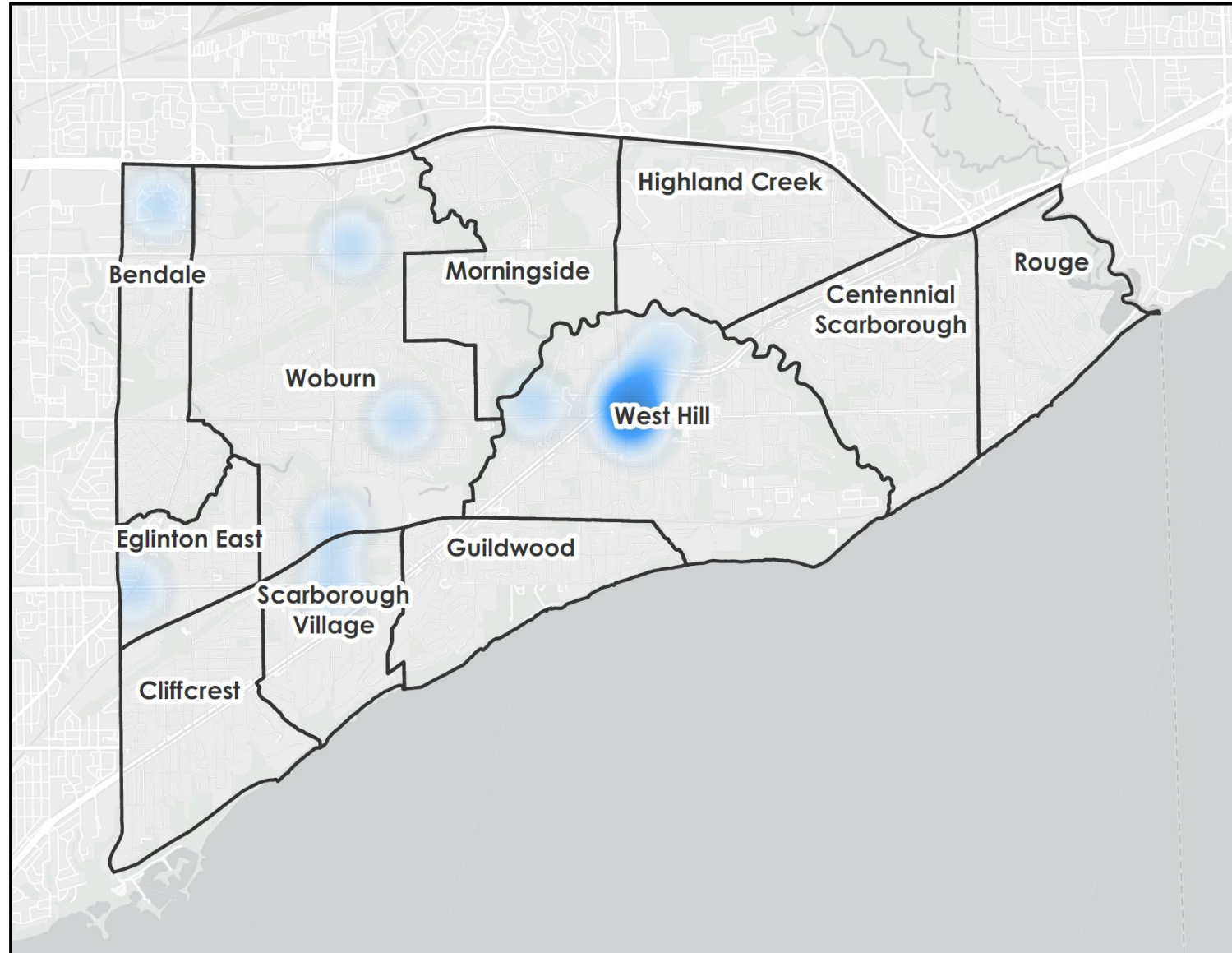
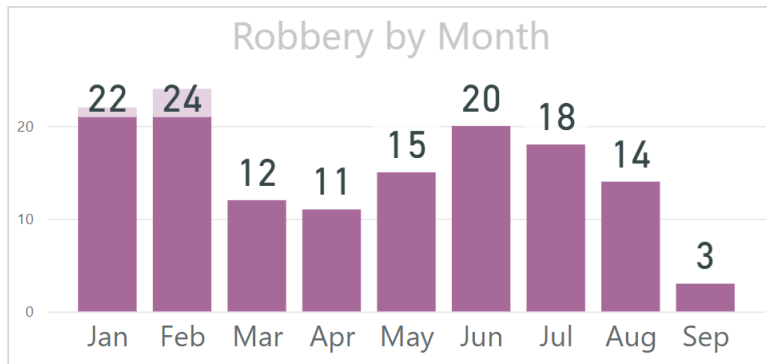
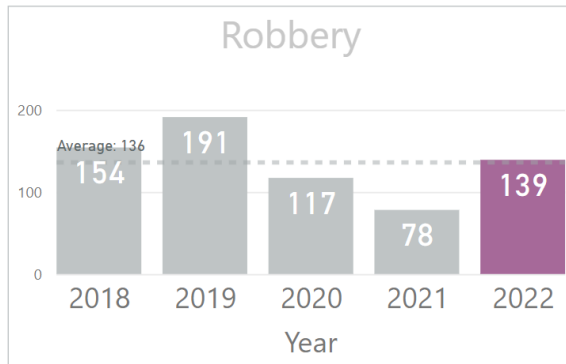
■ Sparse  
■ Dense

Data Source: TPS Reporting Database  
 Projection: NAD1927 UTM Zone 17  
 Date Prepared: 2022-09-07



Copyright ©2019 Toronto Police Service.  
 All Rights Reserved.  
 Prepared by: D.C.A. Kailin Campbell #84198

# Robberies

- Notable hotspots: the area of Kingston Rd/Lawrence Ave E/Morningside Ave. This is also the 2022 year-to-date hotspot.
- 70% of occurrences involved perpetrators who were unknown to the victim.
- Cellphones and wallets were the most common property targeted.



## 43 Division Robbery August 2022

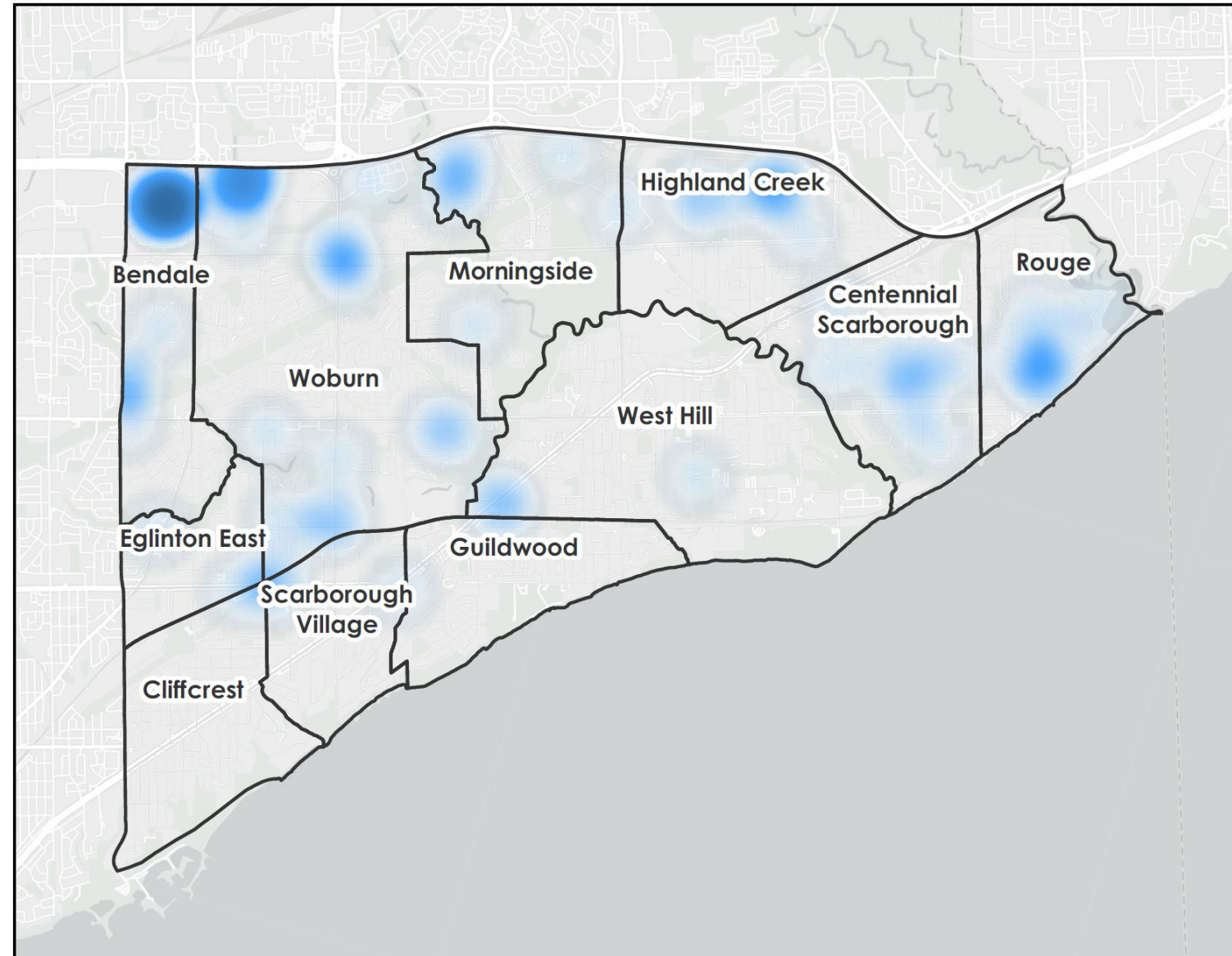
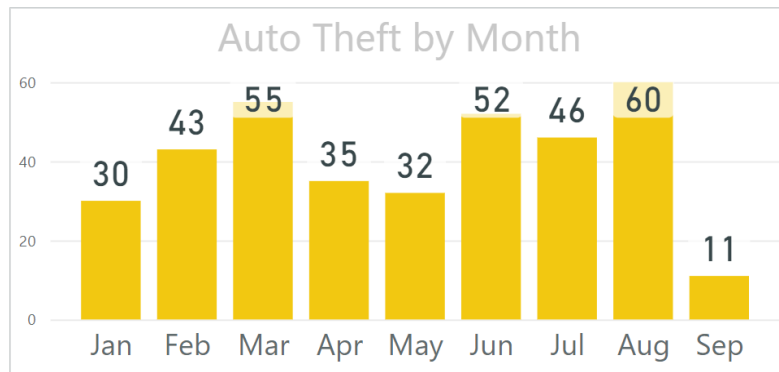
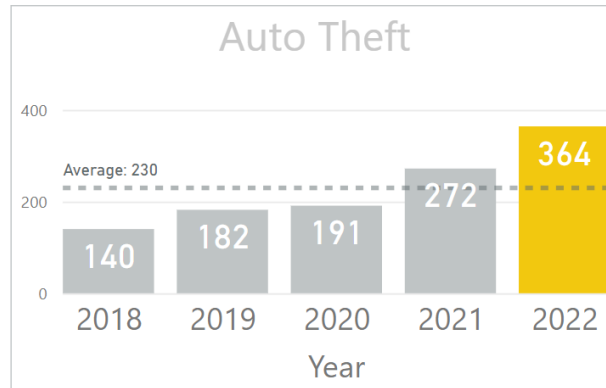
 Sparse  
 Dense

Data Source: TPS Reporting Database  
 Projection: NAD1927 UTM Zone 17  
 Date Prepared: 2022-09-07

Copyright ©2019 Toronto Police Service.  
 All Rights Reserved.  
 Prepared by: D.C.A. Kailin Campbell #84198

# Auto Theft

- Occurrences were located sporadically throughout the division, with clusters in the area of the Scarborough Town Centre (Bendale), throughout Woburn, the residential streets north of Military Trl (Morningside/Highland Creek) and the east end of the division (Centennial Scarborough/Rouge).
- Newer model Dodge Ram's, Honda Cr-V's and Toyota Highlanders were targeted most frequently.



## 43 Division Auto Theft August 2022

 Sparse  
 Dense

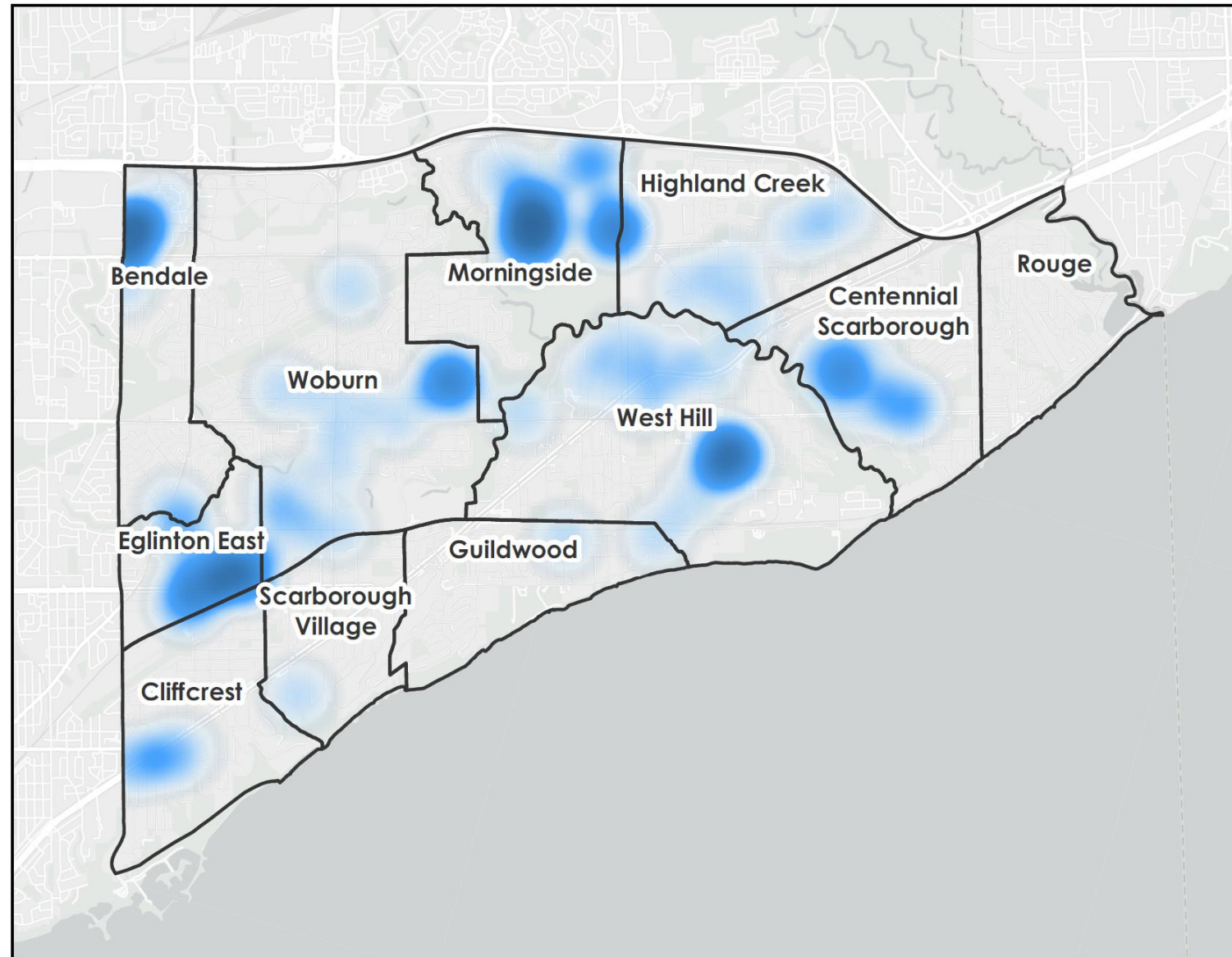
Data Source: TPS Reporting Database  
 Projection: NAD1927 UTM Zone 17  
 Date Prepared: 2022-09-07

Copyright ©2019 Toronto Police Service.  
 All Rights Reserved.  
 Prepared by: D.C.A. Kailin Campbell #84198



# Theft from Motor Vehicle

- Vehicles continue to be targeted in driveways, residential parking lots, and commercial parking lots. Wallets and loose change were targeted most frequently.
- There are several hotspots throughout the division. The most notable hotspots include; the area of the Scarborough Town Centre (Bendale), the area of Neilson Rd/Military Trl (Morningside), and the area of McCowan Rd/Eglinton Ave E (Eglinton Ave E).
- Theft of Catalytic Converters and License Plates decreased by 53%.
- The majority of reports did not report damage. Always remember to lock your vehicles.



## 43 Division Theft from Auto August 2022

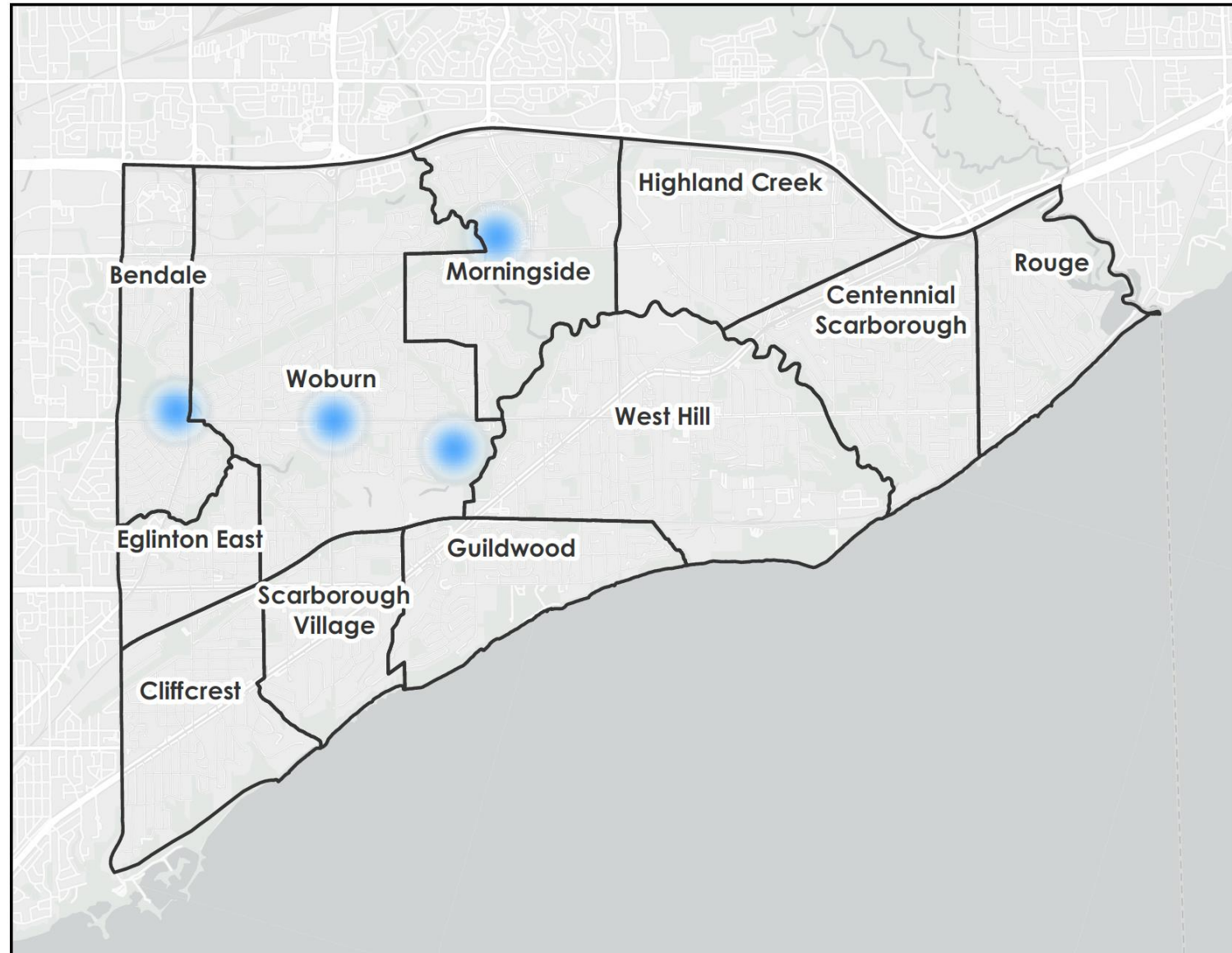
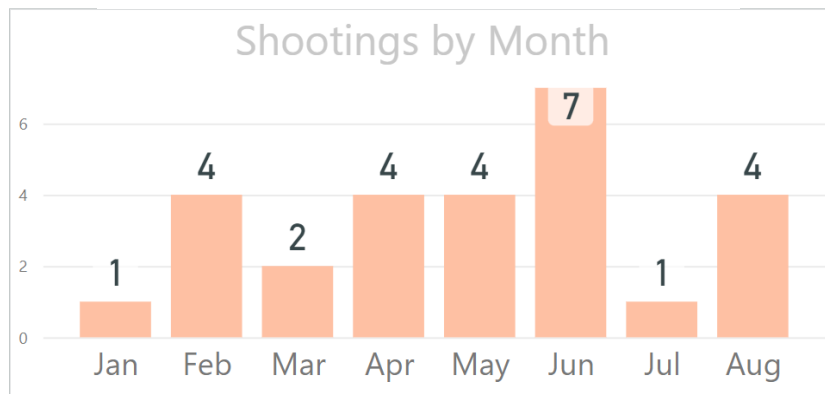
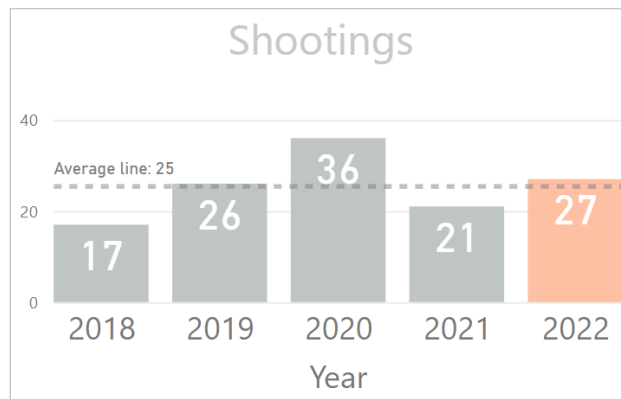


Data Source: TPS Reporting Database  
Projection: NAD1927 UTM Zone 17  
Date Prepared: 2022-09-07

Copyright ©2019 Toronto Police Service.  
All Rights Reserved.  
Prepared by: D.C.A. Kallin Campbell #84198

# Firearm Discharges

- There was 4 firearm discharge occurrences during the month of August, which resulted in 2 injuries.
- There were three occurrences located in the area of Lawrence Ave E (Woburn/Bendale) and one within the Morningside neighbourhood.
- As of August 31, 2022, the year-to-date total was 42% greater than the 2021 year-to-date total.



## 43 Division Firearm Discharge August 2022

 Sparse  
 Dense

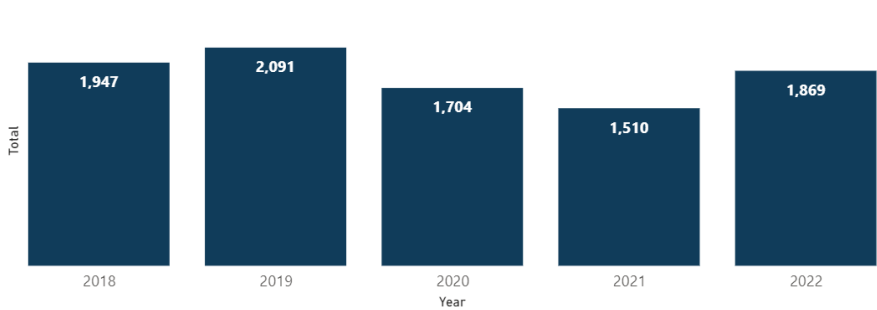
Data Source: TPS Reporting Database  
 Projection: NAD1927 UTM Zone 17  
 Date Prepared: 2022-09-07

Copyright ©2019 Toronto Police Service.  
 All Rights Reserved.  
 Prepared by: D.C.A. Kailin Campbell #84198

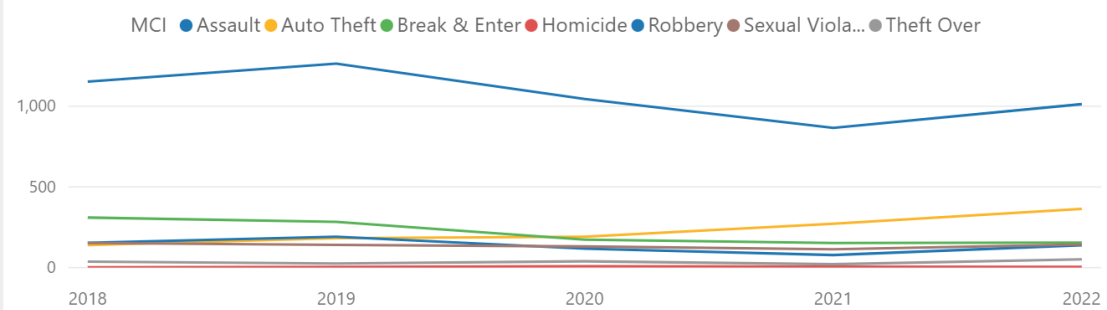
# Major Crime Indicators Year-to-Date

REPORTING PERIOD (2018-2022)

Total MCI by Year



MCI Trends



Total MCI	Assault	Auto Theft	Break & Enter	Homicide	Robbery	Sexual Violation	Theft Over
<b>1,869</b>	<b>1,013</b>	<b>364</b>	<b>155</b>	<b>4</b>	<b>139</b>	<b>143</b>	<b>51</b>
-100.0%	-100.0%	-100.0%	-100.0%	-100.0%	-100.0%	-100.0%	-100.0%

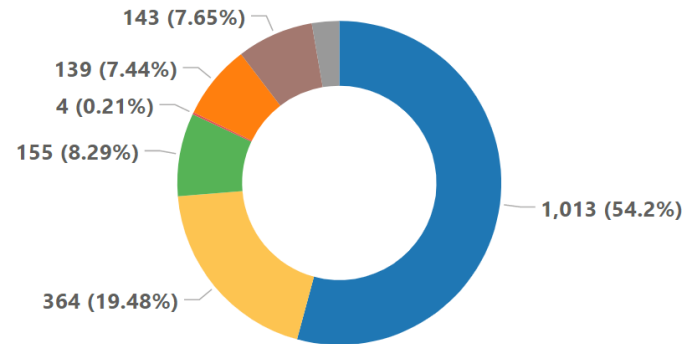
Filter by Year

% Change Previous Year

1,869	1,013	364	155	4	139	143	51
-------	-------	-----	-----	---	-----	-----	----

Absolute Change Previous Year

% Major Crime Indicators by Type



MCI Category ● Assault ● Auto Theft ● Break & Enter ● Homicide ● Robbery ● Sexual Violation ● Theft Over

Top 10 Offences

Offence	Count
Assault	714
Theft Of Motor Vehicle	364
Assault With Weapon	167
Sexual Assault	125
B&E	119
Assault Bodily Harm	33
Robbery With Weapon	31
Aggravated Assault	27
Assault Peace Officer	27
Theft Over	26

Visit <https://data.torontopolice.on.ca/pages/major-crime-indicators> for more metrics like this.

**@TPS43Div**  
TRACK 'EM DOWN TUESDAY!



43 Division ✓  
@TPS43Div



Can you help us identify this individual?

They are allegedly responsible for a theft that occurred in the area of Eglinton Ave E & Brimley Rd.

Anyone with info, pls call 416-808-4300, email 10392@tps.ca or [@1800222TIPS](#) [#ScarbTO](#) GO9029906 ^lg



Dave Rydzik and 9 others